



# City of Roseville Police Department

## 2024 Annual summary



# Table of contents

|                                                                    |    |
|--------------------------------------------------------------------|----|
| Chief’s message.....                                               | 4  |
| Divisions of the Police Department.....                            | 6  |
| Personnel summary.....                                             | 7  |
| Neighborhood Associations & reporting districts.....               | 8  |
| Budget summary.....                                                | 9  |
| Crime and traffic breakdowns.....                                  | 10 |
| NIBRS crime stats for 2024.....                                    | 11 |
| 2024 Workload.....                                                 | 12 |
| Patrol.....                                                        | 12 |
| Investigations.....                                                | 12 |
| Animal control.....                                                | 12 |
| Social services.....                                               | 12 |
| Property, evidence & CSI.....                                      | 12 |
| Records.....                                                       | 13 |
| Traffic.....                                                       | 13 |
| Communications.....                                                | 13 |
| Incidents dispatched.....                                          | 13 |
| Community outreach.....                                            | 13 |
| Use of force.....                                                  | 14 |
| Citizen complaint reporting.....                                   | 14 |
| 2024 Accomplishments.....                                          | 15 |
| Retail Theft Grant – Operation Grinch and Operation Heat Wave..... | 15 |
| In-Car-Camera Deployment.....                                      | 15 |
| Social Services Unit – Veteran Outreach Position.....              | 15 |



**The Roseville Police Department  
commits itself to safeguarding  
our community; protecting life  
and property; reducing crime; and  
enforcing the law impartially.**

**We are dedicated to providing  
outstanding service while working  
in partnership with our community  
to keep Roseville safe.**

# Chief's message

## Chief Troy Bergstrom

On behalf of the Roseville Police Department, we proudly bring to you our summary for 2024. Our annual reviews provide a snapshot of the work being done by your Police Department every day to keep our community safe.

While this report is thorough, it really is just a peak into what our Officers and Professional Staff do every day in keeping with our Mission of providing outstanding service while working in partnership with our community to keep Roseville safe. Our role is to safeguard our community, protect life and property while reducing crime by enforcing the law impartially. These following pages will show you exactly how we do that every day.

### Crime Reporting

A big change this year is we can talk about crime numbers again! Over the past three years, the Police Department has transitioned from the Unified Crime Reporting system (UCR) where eight crime categories were reported on to the National Incident Based Reporting system (NIBRS) where fifty-seven crime categories are reported.

The transition in reporting systems began in 2022 with our first year of reporting in 2023. Now that 2024 has concluded, we can compare numbers to see where we're at.

When comparing 2023 and 2024, here's where we're at:

- **Overall, crime dropped by 4.46% when compared to 2023**
- **Violent crime dropped by 14%**
  - Violent crime accounts for 20% of total crime in Roseville
  - Over half of our violent crime is basic assault (56%)
- **Property crime dropped by 3.6%**
  - Basic theft accounts for 49% of all property crime
  - Residential burglary dropped by 36%
  - Overall, 57% of all crime in Roseville is a property crime
- **Crime Against Society dropped 3.73%**
  - This a new crime category specific to NIBRS and not reported previously under UCR
  - It includes drug crimes, firearms possession offenses, and human trafficking
  - Drug crimes accounted for 86% of all crimes in this category
  - Weapons law violations were reduced 4.52% with 87 guns recovered as evidence
  - Overall, this new crime category accounts for 22% of all crime

And while our crime rates have dropped, our city has continued to grow with more people moving to Roseville or coming here to shop, go to school, work, and more. To see a continued drop in crime while the number of people in our city keeps going up is a great trend to see!

## Retail Theft

As noted above, property crime is our predominant crime in Roseville, and that is largely influenced by retail theft. Throughout the year, the Police Department has taken a strong stance against retail theft, whether that be from Patrol response to retail theft every day or whether through our several retail theft operations during the year coordinated by our Crime Suppression Unit.

Most notably of these operations is our Operation Grinch targeting retail criminal activity during the holidays. Over 100 offenders were arrested during Operation Grinch this year alone! Many of these operations are funded through a retail theft grant we received from the State of California this past year.

## Staffing and Recruiting

The Police Department is built on people, and without our team, we cannot accomplish our mission. This past year, our recruiting efforts led to the addition of eighteen Police Officers, leaving us with just four vacancies across our 155 officer positions by year-end.

Recruitment and retention in our Professional Staff roles remained strong, with our Dispatch Center reaching full capacity. Across the state, maintaining fully operational dispatch centers is a significant challenge, so achieving this level of coverage is a major advantage for our department.

This year, we also added two new Police Officer positions. The first, a specialized role in our Social Services Unit, is dedicated to assisting homeless veterans. Filled in the fall by an officer who is a veteran himself, the position has already yielded success in connecting homeless veterans with resources.

The second position is an additional Detective in our Crime Suppression Unit, focused on investigating fentanyl overdose deaths. This Detective will collaborate with our Crime Suppression Unit and the Placer County Sheriff's Office Opioid Response Team to pursue cases originating in Roseville.

## Community Focused

Above all else, the success of our Police Department is tied directly to the strong relationship we have with you, the members of our community. This relationship is our best tool at keeping Roseville safe as we work together to accomplish our mission.

Everyday, I am thankful for the support our staff receives from our community members and I thank you for that continued support in keeping Roseville a safe place to live, work, and raise your families.

Thank you for your continued support in keeping Roseville safe,



# Divisions of the Police Department

The Roseville Police Department is organized into three divisions, each are overseen by a captain.



**Captain Jeff Beigh**

## **Operations Division**

The Operations Division is responsible for providing the Department's frontline law enforcement services. This includes Patrol Officers and Community Service Officers, K-9 Unit, and the Special Operations Unit made up of the Roseville-Rocklin Regional SWAT team, Bomb Squad, and the Critical Incident Negotiations Team.



**Captain Brandon Fernandez**

## **Investigative Services Division**

The Investigative Services Division is responsible for the Department's Investigative and Special Investigations Units. Included within these units are: Crime Analysis; Real Time Crime Center; undercover investigative teams; and Person; Property; and Hi-Tech Investigations.



**Captain Doug Blake**

## **Community Services Division**

The Community Services Division is responsible for many internal and external operations of the Department. These include Professional Standards, Training, Recruitment, Public Affairs, Community Outreach, Traffic, Social Services, and Animal Control.



**Administrator Katie Braverman**



**Administrator Claudia Harlan**

## **Professional Services Division**

The Professional Services Division is responsible for the Department's Emergency Communications, Records, Property & Evidence, Crime Scene Investigations, and technology projects.

# Personnel summary

155

Sworn-authorized

71

Professional-authorized



CHIEF OF POLICE

Administrative Assistant

Administrative Records Clerk

**OPERATIONS DIVISION**

**INVESTIGATIVE SERVICES DIVISION**

**COMMUNITY SERVICES DIVISION**

**PROFESSIONAL SERVICES DIVISION**

Budget

**Patrol Shifts**

- Day Shift
- Relief Shift
- Swing Shift
- Night Shift
- Community Service Officers
- K9 Officers
- Cadets

**Special Operations Units**

- SWAT
- Explosive Ordnance Detail
- Critical Incident Negotiations
- Rapid Containment Team
- Tactical Dispatchers
- Unmanned Aerial Systems

**Investigations**

**Investigations unit**

- Persons Crimes
- Property Crimes
- Hi-Tech Crimes
- Crime Analysis Unit
- Real Time Crime Center
- Offender Registration & Permits

**Special Investigations unit**

- Crime Suppression Unit
- Threat Assessment
- Regional Auto Theft Task Force
- Regional Special Investigations Unit

**Professional Standards**

- Internal Affairs
- Training
- Recruiting & Background Investigations

**Community**

- Traffic Unit
- Social Services Unit
- School Resource Officers

**Public Affairs**

- Public Information
- Government Relations
- Community Outreach
- Volunteer Program

**Communications**

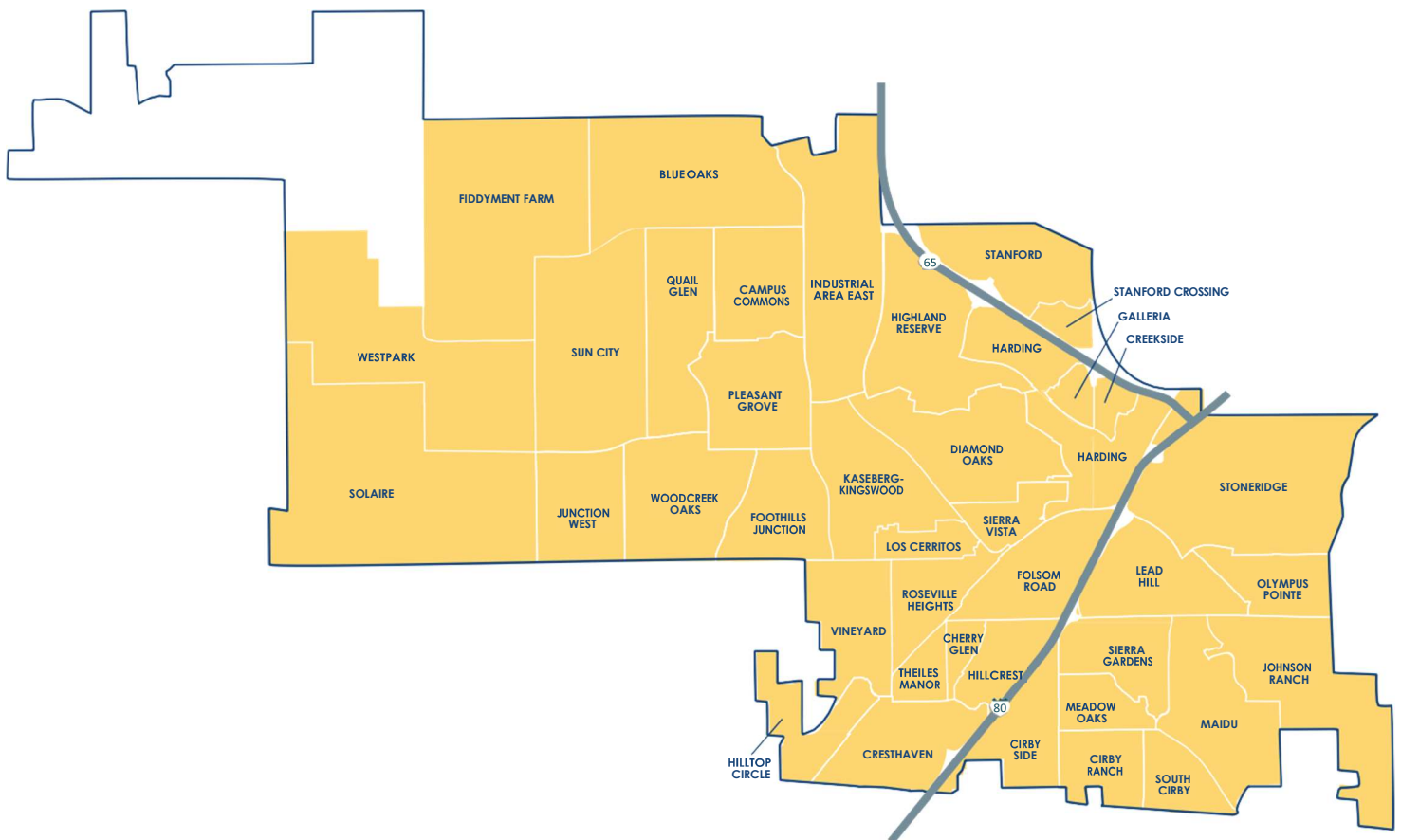
- Agency CLETS Coordinator
- Records
- Property
- Crime Scene Investigations
- Technology Projects

# Neighborhood Associations & reporting districts

The City of Roseville is divided into 45 Neighborhood Associations that also act as police reporting districts.

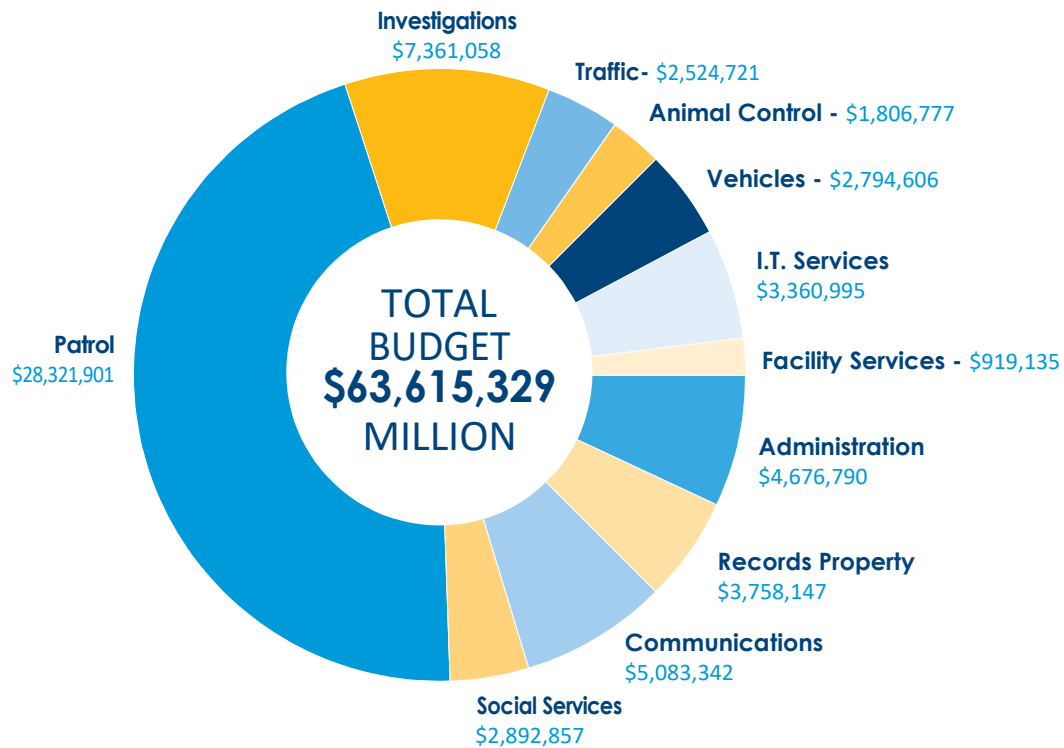
A community organization called the Roseville Coalition of Neighborhood Associations or RCONA is comprised of representatives from each neighborhood. Neighborhood Officers are assigned to each neighborhood association with an effort to support Community Oriented Policing and Problem Solving (COPPS).

Annually the Police Department partners with RCONA to support police community relations and events. For more information about RCONA, visit their website [RCONA.org](http://RCONA.org).



# Budget summary

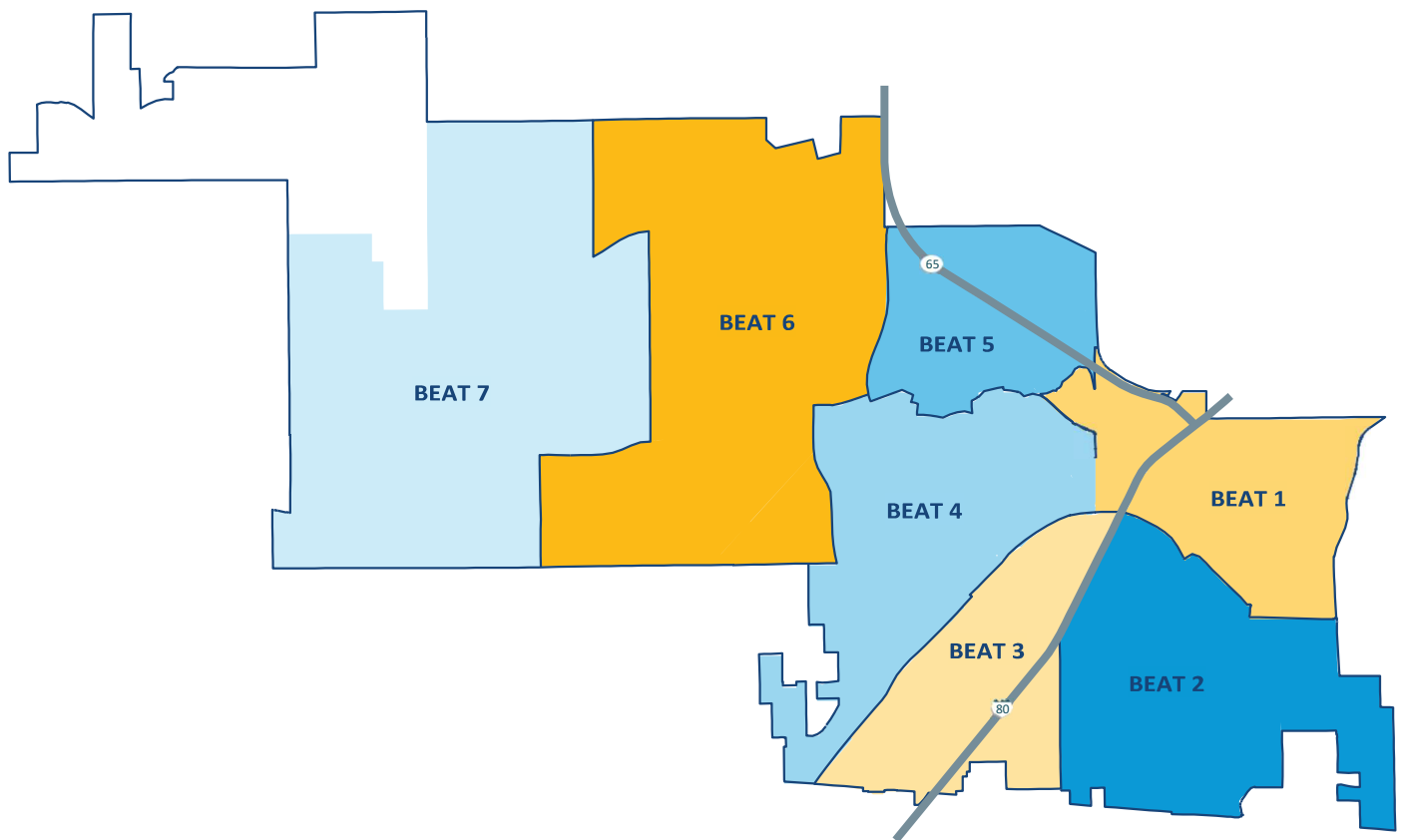
The Fiscal Year 24/25 approved budget for the Police Department totals \$63,615,329 from all funding sources and supports 226 full time equivalent (FTE) positions (155 sworn and 71 professional).



| POLICE DEPARTMENT                       | 2023-2024 ADOPTED   | 2023-2024 AMENDED   | 2024-2025 ADOPTED   |
|-----------------------------------------|---------------------|---------------------|---------------------|
| ADMINISTRATION, SUPPORT & COMM SERVICES | \$18,627,417        | \$18,899,524        | \$20,691,266        |
| POLICE OPERATIONS                       | \$38,446,098        | \$39,213,338        | \$41,002,286        |
| ANIMAL CONTROL                          | \$1,736,330         | \$1,759,001         | \$1,806,777         |
| <b>RESOURCES</b>                        |                     |                     |                     |
| SALARIES, WAGES, BENEFITS               | \$44,124,762        | \$44,936,633        | \$47,104,569        |
| MATERIAL, SUPPLIES, SERVICES            | \$14,645,883        | \$14,811,683        | \$16,371,360        |
| CAPITAL OUTLAYS                         | \$39,200            | \$123,547           | \$24,400            |
| <b>FUNDING SUMMARY</b>                  |                     |                     |                     |
| NET TRAFFIC SAFETY FUND                 | \$107,368           | \$107,368           | \$15,000            |
| NET FORFEITED PROPERTY FUND             | \$50,000            | \$50,000            | \$50,000            |
| NET FEDERAL ASSET SEIZURE FUND          | \$50,000            | \$50,000            | \$50,000            |
| NET GENERAL FUND                        | \$58,809,845        | \$59,871,863        | \$63,500,329        |
| <b>TOTAL DEPARTMENT FUNDING</b>         | <b>\$59,017,213</b> | <b>\$60,079,231</b> | <b>\$63,615,329</b> |

# Crime and traffic breakdowns

| BEAT               | CITIZEN INITIATED CALLS FOR SERVICE | OFFICER INITIATED CALLS FOR SERVICE | TRAFFIC STOPS | COLLISIONS  |
|--------------------|-------------------------------------|-------------------------------------|---------------|-------------|
| BEAT 1             | 4540                                | 2053                                | 693           | 226         |
| BEAT 2             | 7814                                | 3218                                | 1595          | 294         |
| BEAT 3             | 7772                                | 4851                                | 1830          | 257         |
| BEAT 4             | 6730                                | 3657                                | 1058          | 167         |
| BEAT 5             | 4307                                | 1713                                | 617           | 230         |
| BEAT 6             | 6950                                | 4129                                | 2070          | 249         |
| BEAT 7             | 5973                                | 3412                                | 1190          | 104         |
| OUTSIDE CITY       | 314                                 | 970                                 | 447           | 29          |
| <b>GRAND TOTAL</b> | <b>44400</b>                        | <b>24003</b>                        | <b>9500</b>   | <b>1578</b> |



## TOP 5 COLLISION LOCATIONS

CIRBY WAY / RIVERSIDE AVE

GALLERIA BLVD / ROSEVILLE PKWY

HIGHLAND POINTE DR / PLEASANT GROVE BLVD

CIRBY WAY / SUNRISE AVE

FOOTHILLS BLVD / PLEASANT GROVE BLVD

# 2024 Citywide Crime Statistics

## National Incident-Based Reporting System (NIBRS)

### 2024 Crimes

| INCIDENT-BASED REPORTING OFFENSES | 2024 TOTAL | 2023 TOTAL | % CHANGE |
|-----------------------------------|------------|------------|----------|
| HOMICIDE                          | 2          | 3          | -33%     |
| RAPE                              | 33         | 46         | -28%     |
| AGGRAVATED ASSAULT                | 185        | 248        | -25%     |
| ROBBERY                           | 111        | 110        | 1%       |
| BURGLARY                          | 230        | 357        | -36%     |
| LARCENY (THEFT)                   | 1946       | 1842       | 6%       |
| SHOPLIFTING                       | 842        | 714        | 18%      |
| THEFT FROM MOTOR VEHICLE          | 420        | 459        | -8%      |
| MOTOR VEHICLE THEFT               | 170        | 174        | -2%      |
| ARSON                             | 28         | 14         | 100%     |

[CLICK TO VIEW FULL NIBRS OFFENSE REPORT](#)

[National Incident-Based Reporting System \(NIBRS\) Crime Statistics](#)

We do not have NIBRS statistics prior to 2023. It is not possible to compare NIBRS statistics to UCR summary reporting since they are completely different systems. UCR summary reporting was based on hierarchy of offenses, whereas NIBRS is a detailed system based on every offense within each incident. NIBRS should be considered a new baseline that will provide a more accurate depiction of crime.

**Roseville Police Department Crime Analysis Unit**

# 2024 Workload



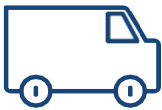
## Patrol

- Total police incidents (*calls for service with personnel response*): **68,403**
- Total case reports written (*not including supplemental reports*): **11,454**
- Total officer arrests including misdemeanor citations: **3,438**



## Investigations

- New cases assigned (*assigned in 2024*): **624**
- Cases closed (*including cases assigned prior to 2024*): **483**
- Cases forwarded to the DA (*forwarded in 2024*): **212**



## Animal control

- Total ACO incidents (*calls for service with personnel response*): **4,748**  
*\*number includes all units\**



## Social services

- Social Services Unit: **739**
- Mobile crisis team calls for services: **404**
- Homelessness calls for service: **2,323**



## Property, evidence & CSI

- Items received: **16,329**
- Items purged or released: **12,526**
- CSI criminal investigation calls: **158**
- CSI DNA hits received: **47**
- CSI Fingerprint hits received: **23**
- National Integrated Ballistic Information Network (NIBIN) hits: **9**



## Records

- Reports (*crime, services, and accident*) processed: **11,454**
- Citations processed: **280**
- CLETS Stolen property entries: **577**
- Background checks (*ie, military recruits, federal security clearances*): **3,016**
- Email/fax/phone requests: **11,663**



## Traffic

- Traffic collisions: **1,556**
- Traffic stops (*traffic unit only*): **3,248**
- Total citations (*traffic unit only*): **2,829**
- Total warnings (*traffic unit only*): **306**
- Traffic services related calls: **110**



## Communications

- 911 Calls (*Includes 3,232 emergency 911 Abandoned*): **154,231**
- 7 Digit emergency calls: **14,573**
- Administrative calls: **80,127**
- Outgoing calls: **39,814**
- Incoming calls: **194,045**

## Incidents dispatched

### Calls for service entered by dispatch:

- Police total calls for service (*includes cancelled*): **60,205**

### Calls for service dispatched:

- Total police incidents (*calls for service with personnel response*): **67,338**



## Community outreach

- Total events: **189**
- Neighborhood meetings: **46**
- Community events: **189**
- Hours served by Police Volunteers: **6,642**



# Use of force

The Roseville Police Department tracks all instances when a peace officer employed by our Department uses force in the course of duty. In 2024 our officers proactively initiated contact or were dispatched to 60,205 incidents. Of those contacts 59, or .09% of all calls for service, resulted in an officer using force. Officers conducted 9,500 traffic stops with 3, or .03%, resulting in an officer using force.

**In accordance with state law, the Roseville Police Department must report to the California Department of Justice all use of force incidents resulting in serious injury or death. In 2024, the following information was reported to the California Department of Justice:**

- An incident that involves the shooting of a civilian by a peace officer: **0**
- An incident that involves the shooting of a peace officer by a civilian: **0**
- An incident in which the use of force by a peace officer against a civilian results in serious bodily injury or death: **0**
- An incident in which use of force by a civilian against a peace officer results in serious bodily injury or death: **0**

**In accordance with Department policy, we annually track and analyze all use of force incidents. The information from 2024 resulted in the following categories:**

- Total use of force incidents: **59**
- **59** incidents occurred while trying to arrest someone
- **19** of the **59** resulted in no injury or just a complaint of pain
- **40** of the **59** resulted in minor to moderate injury
- **0** of the **59** resulted in serious injury

# Citizen complaint reporting

**In accordance with state law, the Roseville Police Department must report to the California Department of Justice, all citizen complaints filed. In 2024, the following information was reported to the California Department of Justice:**

- An incident in which a civilian files a complaint against a peace officer: **4**
- Reported: **4**
- Sustained: **2**
- Exonerated: **1**
- Unfounded: **0**
- Pending: **1**
- An incident in which a civilian files a racial and/or identifying complaint against a peace officer: **0**



# 2024 Accomplishments

Policing through 2024 continued to provide opportunities and challenges. The Roseville Police Department was successful at executing several major initiatives. Here are three of the signature accomplishments that highlight our resolve and commitment to improving the quality of life in our community.

## Retail Theft Grant – Operation Grinch and Operation Heat Wave

In 2024, Operation Grinch and Operation Heat Wave were launched to combat retail theft, funded through an Organized Retail Grant awarded last year. These operations brought together multiple agencies, including the District Attorney’s Office, Placer County Probation, regional task force units, and Security from the Galleria Mall and surrounding businesses. Over the course of the operations, law enforcement made 75+ arrests for crimes ranging from retail and organized theft to vehicle theft, child endangerment, drug sales, illegal firearm possession, and robbery. Officers also recovered multiple firearms, including illegal ghost guns, and thousands in stolen merchandise. These collaborative efforts have played a crucial role in disrupting organized retail crime and enhancing public safety in our community.

## In-Car-Camera Deployment

In 2024, the Roseville Police Department is proud to announce the successful full implementation and integration of in-car camera systems across its entire fleet of vehicles, building upon the foundation laid by the installation of Body Worn Cameras a few years back. This milestone represents a significant leap forward in enhancing transparency, accountability, and community trust by providing clear documentation of law enforcement interactions. Through the meticulous rollout and completion of this project, the department reaffirms its unwavering commitment to modern policing practices and serving the community with integrity, ensuring a safer and more accountable environment for all.

## Social Services Unit – Veteran Outreach Position

This year we added a specialized Police Officer role in our Social Services Unit dedicated to assisting homeless veterans. Filled by an officer who is a veteran himself, this position has already made a meaningful impact in bridging the gap between those who have served our country and the critical resources they need. The success of this program reinforces our commitment to a compassionate and proactive approach to public safety, ensuring that those who have served our country receive the support they deserve.